



[Auto Casualty](#)

Learn About The Auto Casualty Medical Price Index in 2017

October 8, 2017

2 MIN READ

[Author profile image](#)

[Ed Olsen](#)

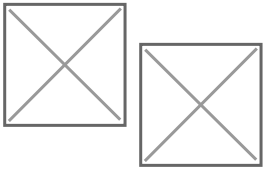
Director of Claims Performance Consulting, CPCU

The National CPI for All Services, as reported by the Bureau of Labor Statistics in August 2017 is 120.9, which reflects a 1.7 percent decrease since Q1 2017. For the same period of time, Q1 2017 to Q2 2017, the National Auto Casualty MPI decreased 0.76 percent and as of August 2017, sits at 119.5. Since Q1 2006, the MPI has increased 19.5 percent while the National CPI for All Services increased 20.9 percent.

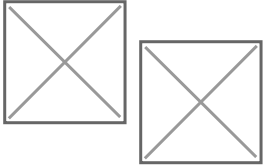
- associated with physical medicine services remained virtually unchanged having experienced a 0.05 percent decrease from Q1 2017 to Q2 2017. Physical medicine has seen a 4.9 percent increase in unit charge since Q1 2006. Please recall that the physical medicine MPI is looking strictly at unit charge while holding utilization constant.
- The unit cost for major radiology services decreased 4.85 percent in Q2 2017 from Q1 2017 and as of August 2017, sits at 121.87. MPI remains 21.87 percent higher than its Q1 2006 benchmark unit charge.
- The unit cost for evaluation and management services remained virtually unchanged having experienced a 0.07 percent increase in Q2 2017 when compared to its Q1 2017 result. Over the past year, comparing Q2 2016 results with Q2 2017 results, the unit charge associated with evaluation and management services has increased 0.85 percent. Since Q1 2006, evaluation and management services have seen unit charge increase 79.76 percent as reflected by the index value 179.83.
- The unit charge for professional services in the emergency room remained nearly unchanged reflecting the first period since Q3 2016 without an increase. In Q2 2017, professional services in the emergency room experienced a 0.17 percent decrease since Q1 2017. With this slight correction, this service group has still experienced a 103.65 percent increase in unit charge since Q1 2006.

(Source: U.S. Bureau of Labor Statistics, adjusted. Consumer Price Index- All Services- All Urban Consumers, Series CUUR0000SA0. Available at <http://data.bls.gov/cgi-bin/surveymost?cu>)

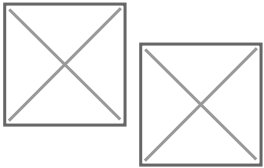
National MPI



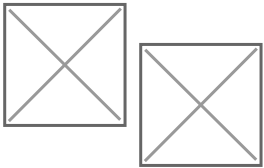
Evaluation & Management MPI



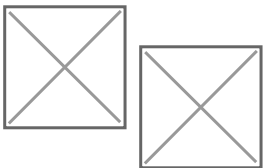
Emergency Room MPI



Major Radiology MPI



Physical Medicine MPI



©2022 Enlyte Group, LLC.

mitchell | genex | coventry